






Pavement Breaker Tools


		Description	Wt.	Box Qty.	Moil Point	Narrow Chisel
 <p>Moil Points</p>  <p>Narrow Chisels</p> <p>Longer lengths available.</p> <p>7/8" x 4-1/4" shank is also available for all standard Pavement Breaker Items.</p>	7/8" x 3-1/4" x 14"	3-1/4	12	1011	923	
	7/8" x 3-1/4" x 18"	4	12	1012	924	
	7/8" x 3-1/4" x 24"	5-1/4		1012-2	924-2	
	7/8" x 3-1/4" x 36"	7-1/2		1012-3	924-3	
	1" x 4-1/4" x 14"	4-1/2	12	1013	925	
	1" x 4-1/4" x 18"	5-1/2	12	1014	926	
	1" x 4-1/4" x 24"	7		1014-2	926-2	
	1" x 4-1/4" x 36"	10		1014-3	926-3	
	1" x 4-1/4" x 48"	13		1014-4	926-4	
	1" x 4-1/4" x 60"	16		1014-5	926-5	
	1" x 4-1/4" x 72"	19		1014-6	926-6	
	1-1/8" x 6" x 14"	6-1/2	8	1019	1030	
	1-1/8" x 6" x 18"	7-3/4	8	1020	1031	
	1-1/8" x 6" x 24"	9-1/2		1020-2	1031-2	
	1-1/8" x 6" x 36"	13-1/4		1020-3	1031-3	
	1-1/8" x 6" x 48"	17		1020-4	1031-4	
	1-1/8" x 6" x 60"	21		1020-5	1031-5	
	1-1/8" x 6" x 72"	24-1/2		1020-6	1031-6	
	1-1/4" x 6" x 14"	8	8	1023	1034	
1-1/4" x 6" x 18"	9-1/2	8	1024	1035		
1-1/4" x 6" x 24"	11-3/4		1024-2	1035-2		
1-1/4" x 6" x 36"	16-1/2		1024-3	1035-3		
1-1/4" x 6" x 48"	21		1024-4	1035-4		
1-1/4" x 6" x 60"	25-1/2		1024-5	1035-5		
1-1/4" x 6" x 72"	30-1/4		1024-6	1035-6		


		Description	Wt.	Box Qty.	Part No.
 <p>3" Wide Chisels</p> <p>Longer lengths available.</p>	7/8" x 3-1/4" x 14"	3-1/2	12	934	
	7/8" x 3-1/4" x 18"	4-1/4	12	935	
	7/8" x 3-1/4" x 24"	5-1/2		935-2	
	7/8" x 3-1/4" x 36"	7-3/4		935-3	
	1" x 4-1/4" x 14"	5	12	936	
	1" x 4-1/4" x 18"	6	12	937	
	1" x 4-1/4" x 24"	7-1/4		937-2	
	1" x 4-1/4" x 36"	10-1/4		937-3	
	1" x 4-1/4" x 48"	13-1/4		937-4	
	1" x 4-1/4" x 60"	16		937-5	
	1" x 4-1/4" x 72"	19		937-6	
	1-1/8" x 6" x 14"	6-3/4	8	1040	
	1-1/8" x 6" x 18"	8	8	1041	
	1-1/8" x 6" x 24"	10		1041-2	
	1-1/8" x 6" x 36"	13-1/2		1041-3	
	1-1/8" x 6" x 48"	17-1/2		1041-4	
	1-1/8" x 6" x 60"	21		1041-5	
	1-1/8" x 6" x 72"	25		1041-6	
	1-1/4" x 6" x 14"	8-1/2	8	1042	
	1-1/4" x 6" x 18"	10	8	1043	
	1-1/4" x 6" x 24"	12-1/4		1043-2	
	1-1/4" x 6" x 36"	17		1043-3	
	1-1/4" x 6" x 48"	21-1/2		1043-4	
	1-1/4" x 6" x 60"	26		1043-5	
1-1/4" x 6" x 72"	30-1/2		1043-6		


		Description	Wt.	Box Qty.	Part No.
 <p>Asphalt Cutters</p>	7/8" x 3-1/4" x 11" x 5" Wide Blade	6	6	942	
	1" x 4-1/4" x 11" x 5" Wide Blade	6-1/4	6	943	
	1-1/8" x 6" x 11" x 5" Wide Blade	8	6	1045	
	1-1/4" x 6" x 11" x 5" Wide Blade	9	6	1046	


		Description	Wt.	Box Qty.	5-1/2" Blade	4-1/2" Blade
 <p>Clay Spades</p>	7/8" x 3-1/4" x 16"	6-1/2	5	982	982S	
	1" x 4-1/4" x 16"	7-1/4	5	972	972S	
	1-1/8" x 6" x 16"	9-1/2	5	1075	1075S	
	1-1/4" x 6" x 16"	12	5	1077	1077S	


Pavement Breaker Tools


	Description	Wt.	Box Qty.	Part No.
	1" x 4-1/4" x 16" x 1-1/2" Wide Blade	7-3/4	8	9136
	1-1/8" x 6" x 16" x 1-1/2" Wide Blade	8-1/2	8	9156
	1-1/4" x 6" x 16" x 1-1/2" Wide Blade	8-3/4	8	9166


	Description	Wt.	Box Qty.	Part No.
	1" x 4-1/4" x 12" x 3" Wide Blade	6-1/4	6	836
	1-1/8" x 6" x 12" x 3" Wide Blade	8-1/4	6	837
	1-1/4" x 6" x 12" x 3" Wide Blade	9	6	838


	Description	Wt.	Box Qty.	Part No.
	1" x 4-1/4" x 10" x 2-1/4" Wide Blade	6-1/2	6	950
	1-1/8" x 6" x 10" x 2-1/4" Wide Blade	7	6	951
	1-1/4" x 6" x 10" x 2-1/4" Wide Blade	7-1/2	6	952

	Description	Wt.	Box Qty.	Part No.
	7/8" x 3-1/4" x 9-1/2" x 1-3/4" Square	5	8	846
	1" x 4-1/4" x 8" x 1-3/4" Square	4-3/4	8	847
	1-1/8" x 6" x 8" x 1-3/4" Square	5-3/4	8	848
	1-1/4" x 6" x 8" x 1-3/4" Square	7	8	849


	Description	Wt.	Box Qty.	Part No.	
	Rock Breakers Suitable for Hole Size 1-1/2" to 2"	1-1/8" x 6" x 15" (1-1/4" x 2-1/4" Taper)	12-1/2	6	841
		1-1/4" x 6" x 15" (1-1/4" x 2-1/4" Taper)	13	6	844


	Description	Wt.	Box Qty.	Part No.	
	Form Pin - Railroad Spike Drivers Socket Size: 3/8" Deep	7/8" x 3-1/4" x 8" x 1-3/4" I.D.	5	8	824
		1" x 4-1/4" x 8" x 1-3/4" I.D.	5-1/4	8	825
		1-1/8" x 6" x 8" x 1-3/4" I.D.	7	8	826
		1-1/4" x 6" x 8" x 1-3/4" I.D.	7-1/4	8	827



	Description	Wt.	Box Qty.	Part No.
	1" x 4-1/4" x 17" x 1-1/2" Wide Blade	6-1/2	5	810
	1-1/8" x 6" x 17" x 1-1/2" Wide Blade	8-1/2	5	812
	1-1/4" x 6" x 17" x 1-1/2" Wide Blade	9-1/4	5	813


	Description	Wt.	Box Qty.	Part No.
	7/8" x 3-1/4" x 16" x 3" Wide Blade	6	6	945
	1" x 4-1/4" x 16" x 3" Wide Blade	6-1/2	6	946
	1-1/8" x 6" x 16" x 3" Wide Blade	8-1/2	6	1048
	1-1/4" x 6" x 16" x 3" Wide Blade	10	6	1049

Pavement Breaker Tools


		Description	Wt.	Box Qty.	Part No.	
Pipe Drivers						
	Pipe Size: 1"					
		1-1/8" x 6" x 9-3/4"	6-1/4	6	1812	
		1-1/4" x 6" x 9-3/4"	7	6	1813	
	Pipe Size: 1-1/4"					
		1-1/8" x 6" x 9-3/4"	6-3/4	6	1814	
		1-1/4" x 6" x 9-3/4"	7-1/4	6	1815	
	Pipe Size: 1-1/2"					
		1-1/8" x 6" x 9-3/4"	7	6	1816	
		1-1/4" x 6" x 9-3/4"	7-1/2	6	1817	
	Pipe Size: 2"					
		1-1/8" x 6" x 9-3/4"	8-1/2	6	1818	
		1-1/4" x 6" x 9-3/4"	9	6	1819	


		Description	Wt.	Box Qty.	Part No.
	3" Wide Chisels Super Service				
		7/8" x 3-1/4" x 14"	4-1/2	12	934R
		7/8" x 3-1/4" x 18"	5-1/2	12	935R
		1" x 4-1/4" x 14"	6	12	936R
		1" x 4-1/4" x 18"	7	12	937R
		1" x 4-1/4" x 24"	8		937R2
		1-1/8" x 6" x 14"	7-1/4	8	1040R
		1-1/8" x 6" x 18"	8-1/2	8	1041R
		1-1/8" x 6" x 24"	11		1041R2
		1-1/4" x 6" x 14"	8-3/4	8	1042R
		1-1/4" x 6" x 18"	10-1/2	8	1043R
		1-1/4" x 6" x 24"	13-1/2		1043R2


		Description	Wt.	Box Qty.	Moil Point	Narrow Chisel
 	Moil Points Super Service					
		7/8" x 3-1/4" x 14"	4-1/2	12	1011R	923R
		7/8" x 3-1/4" x 18"	5-1/2	12	1012R	924R
		7/8" x 3-1/4" x 24"	7-1/2		1012R2	924R2
		1" x 4-1/4" x 14"	5-1/4	12	1013R	925R
		1" x 4-1/4" x 18"	6-1/4	12	1014R	926R
		1" x 4-1/4" x 24"	8-1/2		1014R2	926R2
	Narrow Chisels Super Service					
		1-1/8" x 6" x 14"	6-1/2	8	1019R	1030R
		1-1/8" x 6" x 18"	8	8	1020R	1031R
		1-1/8" x 6" x 24"	11		1020R2	1031R2
		1-1/4" x 6" x 14"	8-1/4	8	1023R	1034R
	1-1/4" x 6" x 18"	10	8	1024R	1035R	
	1-1/4" x 6" x 24"	12-1/2		1024R2	1035R2	


		Description	Wt.	Box Qty.	Rod Size	Part No.
	Ground Rod Drivers					
		1" x 4-1/4" x 11/16" Socket Diameter	6-1/4	8	5/8"	1800
		1" x 4-1/4" x 13/16" Socket Diameter	6	8	3/4"	1801
		1" x 4-1/4" x 1" Socket Diameter	6	8	7/8"	1802
		1" x 4-1/4" x 1-1/8" Socket Diameter	5-3/4	8	1"	1803
		1-1/8" x 6" x 13/16" Socket Diameter	8	8	3/4"	1804
		1-1/8" x 6" x 1" Socket Diameter	7-3/4	8	7/8"	1805
		1-1/8" x 6" x 1-1/8" Socket Diameter	7-3/4	8	1"	1806
		1-1/4" x 6" x 1" Socket Diameter	8-1/2	8	7/8"	1807
		1-1/4" x 6" x 1-1/8" Socket Diameter	8-1/4	8	1"	1808


Pavement Breaker Tools


		Description	Wt.	Part No.
 <p>Splitting Wedges and Shims Drill Hole Size: 2" x 12" Deep</p>	Wedge Only			
		1-1/8" x 6" x 17-1/2"	8-1/2	817W
		1-1/4" x 6" x 17-1/2"	9-1/4	818W
	Shim Only (set of 2)			
		2" x 12"	6-1/4	1311S

		Description	Wt.	Box Qty.	Part No.
 <p>Combo Cutters</p>		1-1/8" x 6" x 11-1/2" x 3-3/4" Wide Blade	8	6	834
		1-1/4" x 6" x 11-1/2" x 3-3/4" Wide Blade	9	6	835

		Description	Wt.	Box Qty.	Part No.
 <p>Detachable Shanks (Universal Taper to match items below.)</p>		7/8" x 3-1/4" x 9-3/4"	5	8	864
		1" x 4-1/4" x 9-3/4"	5-1/2	8	865
		1-1/8" x 6" x 9-3/4"	7-1/4	8	867
		1-1/4" x 6" x 9-3/4"	8	8	868

		Description	Wt.	Box Qty.	Part No.
 <p>Tamping Pads</p>		7" Round	16	3	965
		6" Square	12	5	968
		8" Square	16	2	969

		Description	Wt.	Box Qty.	Part No.
 <p>Sheathing Driver Shoes</p>		2" Sheathing Driver	17	4	1051
		3" Sheathing Driver	19	4	1052

		Description	Wt.	Box Qty.	Part No.
 <p>Tent Stake Drivers</p>		2" Tent Stake Driver (2-1/4" I.D.)	9-1/4	6	1053
		2-1/2" Tent Stake Driver (2-3/4" I.D.)	9-1/4	6	1054
		(2" Socket Depth)			